




着色书为儿童







耶稣与门徒们来到了耶利哥。




当耶稣和门徒及众人出城的时候，遇见一个瞎眼的乞丐坐在路旁乞讨。




他的名字叫巴底买。




当他听到耶稣他们一行人走过的声音，便问发生了什么事。他们告诉他说：“拿撒勒城的耶稣正从这里路过。”




当巴底买听说拿撒勒的耶稣路过，就喊起来：“耶稣啊，可怜可怜我吧！”




很多人斥责他，叫他不要作声。




可是巴底买反而喊得更响了：“耶稣啊，可怜可怜我吧！”




耶稣停下脚步说：“叫他过来。”




他们去叫巴底买，对他说：“鼓起勇气，站起来，耶稣叫你呢。”




巴底买一跃而起，来到耶稣面前。耶稣问他：“你要我为你做什么呢？”




巴底买说：“老师，我想重获视力。”



耶稣说：“你去吧。你的信仰治愈了你。” 巴底买 的眼睛立刻复明了！




巴底买便跟随了耶稣，一路上对上帝赞不绝口。



Instructions to make your own Bible storybook:

1. Color the pictures.



2. Cut each page in the middle along the black line.

3. Assemble the pages in order and staple the left side to form your own booklet.

